



# Metal and X-Ray Detectable Product Range

5 new colours



# Improve your food safety and quality with our new metal and X-ray detectable products

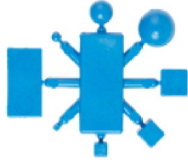
This product range is suitable for use in direct contact with food to increase the chance of detecting small pieces of plastic that may come off during use.



The Vikan metal detectable plastic test kit, 11113, can be used in either of the following ways to calibrate your machine for the detection of Vikan metal detectable plastics.

Once the detector has been calibrated for metal detection - Break each piece of metal detectable plastic out of the retaining frame. - Place the smallest piece on top of the packaged food to be screened. - Pass the package through the detector and see whether it is rejected. - If it isn't, replace with the next biggest piece of metal detectable plastic and repeat the process until a piece causes consistent rejection of the pack. - This is the size of metal detectable plastic that will be detected under the metal detectable settings you have used.

If the metal detector is only being used to control metal detectable plastics - Choose the size of metal detectable plastic piece you would like to detect and adjust the settings on the metal detector to consistently reject that piece when placed on the packed food. - The ability of the detector to detect the test piece will depend on many \*interference factors. - Consequently, dependent on these, you may only be able to set the metal detector to detect the larger metal detectable plastic test pieces.




The kit consists of 8 metal detectable plastic balls and squares in different sizes.

Test kit, 11113

It is impossible to calibrate a metal detector to detect both metal and metal detectable plastic fragments of the same size. If you calibrate the detector to reject a 1.5mm diameter iron ball, the piece of metal detectable plastic it will reject will be significantly larger.

# Detection Technology



Many food manufacturers are unaware that the metal detectability of any metal containing foreign body will depend on a number of things (Figure 1), including the;

- vibrations (physical and electronic)
- metal content of the contaminant, both the quantity and type of metal
- size of the metal containing contaminant
- orientation of the metal containing contaminant
- food product signal – size, composition etc.
- food packaging
- speed of the conveyor belt
- detector used
- detector calibration.

Consequently, the detection of metal containing contaminants is not guaranteed.

For further information please see technical data at our website and read our whitepaper: [Metal detectable plastics in cleaning tools - does it reduce foreign body risk?](#)

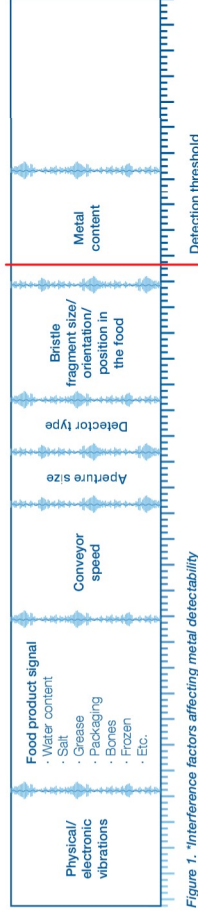


Figure 1. \*Interference factors affecting metal detectability



### 5 Colours

The range is available in 5 colours that are close to the standard Vikan colours.



## Visit us at [vikan.com](http://vikan.com)

Reach out if you have any questions about the topics covered in this brochure or visit [www.vikan.com](http://www.vikan.com), where a wealth of information and advice is available. Please also feel welcome to contact us or your local Vikan distributor if there's anything else we can do to help.

[export@vikan.com](mailto:export@vikan.com)  
Phone: +45 96 14 26 10

